

The ECS-31X Series features the same characteristics as only tuning fork crystals offer. Because of their miniature size they are ideal for portable and communication equipment applications.

FEATURES

- Miniature size
- Cost effective
- Long term stability
- Excellent shock and vibration characteristics
- PbFree/RoHS Compliant

PART NUMBERING GUIDE "EXAMPLE"

MANUFACTURER	FREQUENCY	LOAD CAPACITANCE	PACKAGE TYPE*
ECS	.400	12.5	8X
ECS	.400	12.5	13X
ECS	2.0	12.5	14X

* Package type examples (8x=3x8, 13x=2x6, 14x=1x5)

OPERATING CONDITIONS/ELECTRICAL CHARACTERISTICS

PARAMETERS		3X8X	2X6X	1X5X	CONDITIONS
FREQUENCY RANGE	f_0	20KHz ~ 40KHz	30KHz ~ 150KHz	200KHz	KHz
FREQUENCY TOLERANCE	$\Delta f/f_0$	± 30 PPM	± 30 PPM	$\pm 10,000$ PPM	@ +25°C
FREQUENCY VS. TEMP. CHARAC.	$\Delta f/f_0$		See Drawing	-10°C ~ +60°C	
TURNOVER TEMPERATURE	T_m		+25°C typ.		
TEMPERATURE COEFFICIENT	β		-0.034 PPM/°C ² typ.		Varies depending on frequency
OPERATING TEMP. RANGE	T_{OPR}		-10 ~ +60		°C
STORAGE TEMP. RANGE	T_{STG}		-40 ~ +85		°C
EQUIVALENT SERIES RESISTANCE	R_1		30 ~ 50 (max.)	10 (max.)	KΩ
LOAD CAPACITANCE	C_L		12.5pF typ. (Customer Specified)		pF
MOTIONAL CAPACITANCE	C_1		1 ~ 4fF typ.		fF
SHUNT CAPACITANCE	C_0		0.8 ~ 1.7pF typ.		pF
CAPACITANCE RATIO	τ		425 ~ 800 typ.		
DRIVE LEVEL	DL		1μW max.		μW
INSULATION RESISTANCE	IR		500 MΩ min.		DC 100V±15
AGING (FIRST YEAR)	$\Delta f/f_0$		± 5 PPM max.		+25°C ± 3°C
SHOCK RESISTANCE		Drop test of 3 times on a hard board from 75 cm height or shock test of 3000G x 0.3ms x 1/2 sin wave x 3 directions			Conditions will vary depending on frequency

PACKAGE DIMENSIONS (mm)

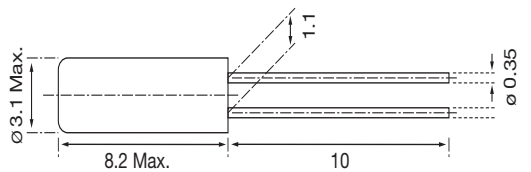


Figure 1) ECS-31X-8

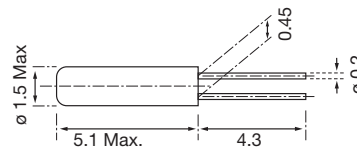


Figure 3) ECS-31X-14

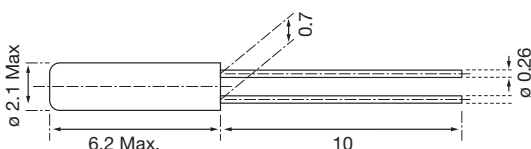
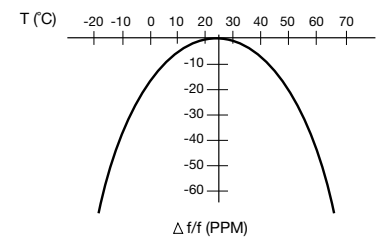


Figure 2) ECS-31X-13

PARABOLIC TEMPERATURE CURVE



To determine frequency stability, use parabolic curvature. For example: What is the stability at 45°C?

- 1) Change in T (°C) = 45 - 25 = 20°C
- 2) Change in frequency = -0.04 PPM x (ΔST)²
= -0.04 PPM x (20)²
= -16.0 PPM